

Enterprise Planning and Infrastructure Committee Scorecard

Report Type: Scorecard Report
Report Author: Kenny Easton
Generated on: 05 May 2010



Enterprise Planning and Infrastructure Committee Scorecard









1. Resource Management

Traffic Light Icon	PI Code & Short Name	Last Update	Current Value	Current Target	Short Term Trend Arrow	March 2010
						Value
	EPIP011 % spend against Revenue Budget (cumulative)	March 2010	91.29%	100%		91.29%
	EPIP021 % spend against Capital Budget (cumulative)	March 2010	51.9%	100%		51.9%
	EPIP101 Average sickness absence - Enterprise Planning and Infrastructure	April 2009		10		No data available for this indicator currently
	EPIP104 % of savings on target to be delivered	March 2010	100%	100%		100%
	EPIP116 Score for compliance with Health & Safety Matrix	March 2010	91.7%	100%		91.7%





2. Impact

Traffic Light Icon	PI Code & Short Name	Last Update	Current Value	Current Target	Short Term Trend Arrow	March 2010
						Value
	EPIP191 Percentage of householder applications dealt with within two months	March 2010	89.2%	88%		89.2%
	EPIP192 Percentage of non-householder applications dealt with within two months	March 2010	63.2%	55%		63.2%
	EPIP190 Percentage of householder and non-householder planning applications dealt with within two months	2008/09	59.8%	80%		No data available for this indicator currently
	EPIP240 RL1: The percentage of road network that should be considered for maintenance treatment	2008/09	31.2%			No data available for this indicator currently
	EPIP220 RL4: Percentage of street lighting columns that are over 30 years old	2008/09	27.2%	28.7%		No data available for this indicator currently
	EPIP230 Percentage of council and private bridges assessed that failed to meet the EU standard of 40 tonnes	2008/09	4.1%	4.6%		No data available for this indicator currently

3. Business Processes

Traffic Light Icon	PI Code & Short Name	Last Update	Current Value	Current Target	Short Term Trend Arrow	March 2010
						Value
	EPIP302 % of Road Category 1 defects repaired within 2 working days	March 2010	71.4%	92%		71.4%
	EPIP321 % of success in dealing with written queries and complaints within 15 working days (cumulative)	March 2009		100%		No data available for this indicator currently
	EPIP200 RL2: Percentage of all traffic light repairs completed within 48 hours	March 2010	95.9%	100%		95.9%
	EPIP210 RL3: Percentage of all street light repairs completed within 7 days	March 2010	94.4%	92%		94.4%

4. Organisational Learning and Improvement

Traffic Light Icon	PI Code & Short Name	Last Update	Current Value	Current Target	Short Term Trend Arrow	March 2010
						Value
	EPIP113 % of eligible staff appraised in the past year	March 2010	51.7%	100%		51.7%
	EPIP402 % of identified Senior Staff who have undergone training in priority areas	April 2009		100%		No data available for this indicator currently